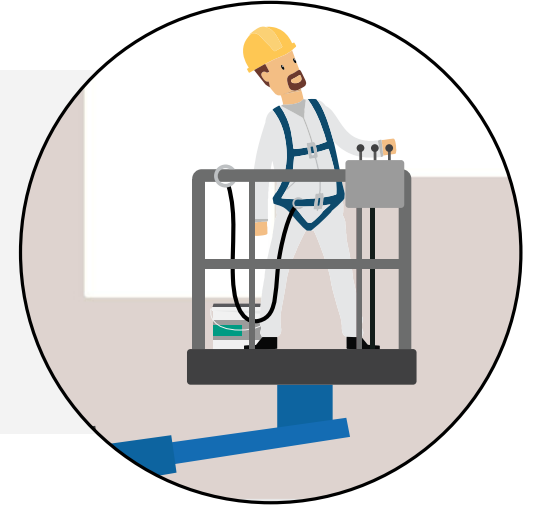


Entrapment between a machine and another object

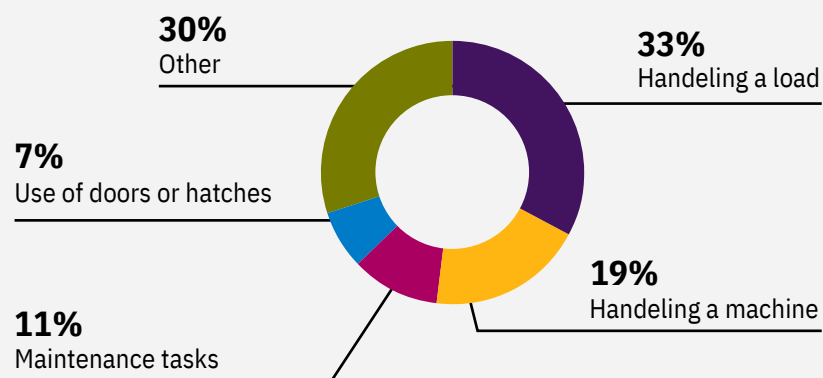
Practical Example

Every year, severe accidents happen in which the victim is entrapped between a machine and another object. A practical example. Rick is a concrete painter and, together with his colleagues, is painting a bridge. Rick is painting the underside and is using a cherry-picker. Rick's colleagues are having coffee in the work van while Rick finishes up his painting. The cherry-picker platform can still be moved a short distance before the entire cherry-picker has to be moved. He pushes the lever downwards to move the platform, but the platform goes up instead. Rick cannot stop the platform in time and is entrapped between the platform and the underside of the bridge. He is transported to hospital and is not able to work for a few months.

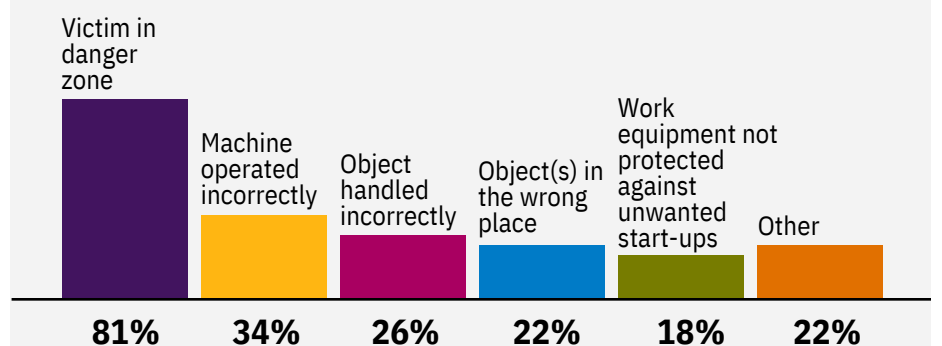


Facts and Figures

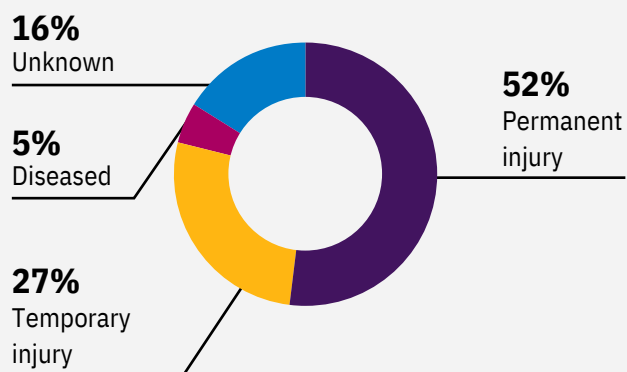
What was the victim doing?



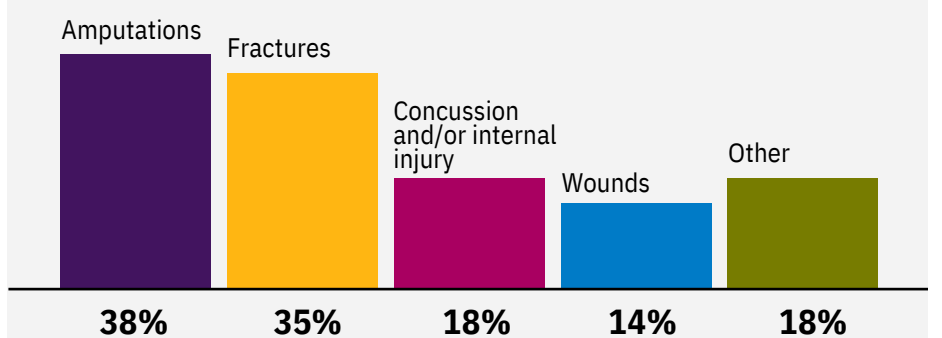
Where did it go wrong?*



Effects



Kind of Injuries*

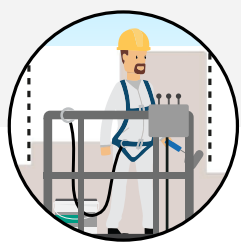


*Multiple options possible

Safety Checks


Stay outside of the danger zone

Make sure you know where the danger zone is and stay out of there as much as possible. Do you have to be in the danger zone to check or correct something? Then minimize the time that you are in the danger zone.



Use the machine in the correct way

Check if you know how to properly use the machine for the job at hand. Ensure that you are properly trained and that you can recognize if the machine is well maintained and in good condition.



Take the placing of the object into account

Be aware of the placing of the object at all times during maintenance work. Moreover, handle doors, hoses, ropes, lids, hatches and other objects in a safe way to ensure entrapments do not arise.



These checks are about things that often go wrong. Other things can go wrong as well. Keep an eye out and make sure you can work safely.

